

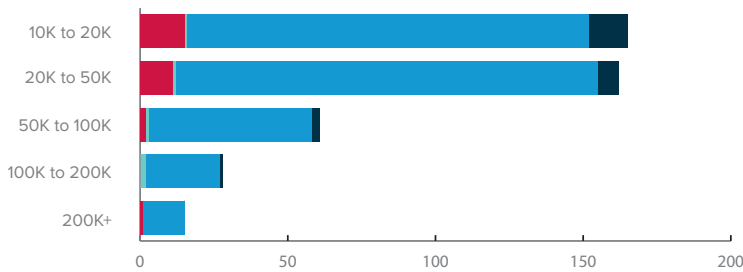
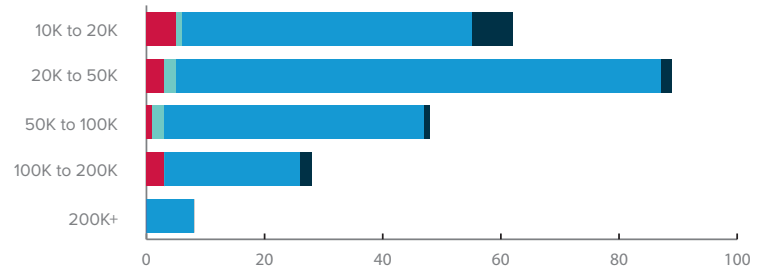
MAY 2024

LOS ANGELES COUNTY INDUSTRIAL
LEASE SUPPLY DEMAND REPORT**INSIGHT**

The lease supply and demand report reveals that in specific size ranges and market areas, there is noticeable downward pressure on rents. This pressure is primarily due to an increase in supply and a significantly lower number of spaces being leased. In areas where there appears to be a balanced level of supply and demand, the overall availability of spaces in those size ranges remains stable, but the market is sensitive to shifts in availability and leasing activity.

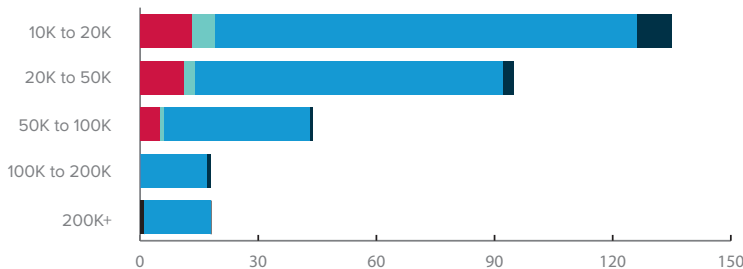
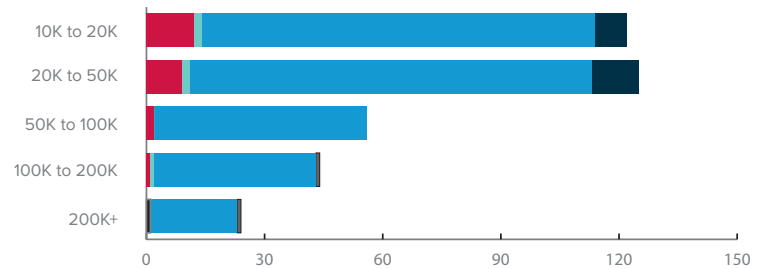
REFLECTION

We will persist in our month-to-month analysis to identify any emerging trends that might signal a shift from the current downward trajectory. By closely monitoring these snapshots, we aim to detect patterns that could indicate a stabilization or reversal in the downward trend of rents, allowing us to anticipate and respond to changes in the market more effectively.

LA Central Lease Supply Demand (May 2024)**Mid-Counties Lease Supply Demand (May 2024)**

SF	Availables Added Direct	Availables Added Sublease	Total Availables	Total Comps This Month
10K to 20K	15	1	136	13
20K to 50K	11	1	143	7
50K to 100K	2	1	55	3
100K to 200K	0	2	25	1
200K+	1	0	14	0

SF	Availables Added Direct	Availables Added Sublease	Total Availables	Total Comps This Month
10K to 20K	5	1	49	7
20K to 50K	3	2	82	2
50K to 100K	1	2	44	1
100K to 200K	3	0	23	2
200K+	0	0	8	0

San Gabriel Valley Lease Supply Demand (May 2024)**South Bay Lease Supply Demand (May 2024)**

SF	Availables Added Direct	Availables Added Sublease	Total Availables	Total Comps This Month
10K to 20K	13	6	107	9
20K to 50K	11	3	78	3
50K to 100K	5	1	37	1
100K to 200K	0	0	17	1
200K+	1	0	17	0

SF	Availables Added Direct	Availables Added Sublease	Total Availables	Total Comps This Month
10K to 20K	12	2	100	8
20K to 50K	9	2	102	12
50K to 100K	2	0	54	0
100K to 200K	1	1	41	1
200K+	1	0	22	1

Grand Total:	Total Availables Added	Total Available Added Sublease	Total Availables	Total Comps This Month
	96	25	1154	72

JEFF RINKOV
 CEO & Senior Vice President | LIC ID 028887
 213-400-7941
 jrinkov@lee-associates.com

JACK R. CLINE, JR.
 President | LIC ID 00854279
 213-590-3512
 jcline@lee-associates.com

DOUG CLINE
 Senior Vice President | LIC ID 0142005
 213-324-2957
 dcline@lee-associates.com

EVAN JURGENSEN
 Senior Vice President | LIC ID 01967347
 323-922-3733
 ejurgensen@lee-associates.com

MILES SOLOMON
 Senior Vice President & Land Specialist | LIC ID 02099423
 949-532-8609
 msolomon@lee-associates.com

TONY NAPLES
 Senior Vice President | LIC ID 0181344
 818-395-4373
 tnaples@lee-associates.com

LOREN KAPLAN
 Senior Vice President | LIC ID 01968119
 323-922-5784
 lkapan@lee-associates.com

MATTHEW EDDY
 Senior Vice President | LIC ID 01844956
 213-268-8922
 meddy@lee-associates.com

CONNOR F. ULF
 Senior Vice President | LIC ID 01956845
 818-468-1752
 culf@lee-associates.com

SEHYUNG KIM
 Senior Vice President | LIC ID 01272726
 213-290-3599
 skim@lee-associates.com

EUNICE KWON
 Vice President | LIC ID 02024804
 213-700-6266
 ekwon@lee-associates.com

EVERETT PHILLIPS
 Associate | LIC ID 01992837
 626-755-4199
 ephillips@lee-associates.com

KEVIN CHEN
 Capital Markets | LIC ID 0230037
 213-663-7999
 kchen@lee-associates.com

DAVID COX
 Associate | LIC ID 02300657
 760-571-4827
 dcox@lee-associates.com

MATTISON BEHR
 Associate | LIC ID 02032932
 818-434-9116
 mbehr@lee-associates.com

SAM RINKOV
 Associate | LIC ID 02032932
 323-922-5479
 srinkov@lee-associates.com

MELANIE GUILLEN
 Associate | LIC ID 0202895
 323-922-3746
 mguillen@lee-associates.com

AMANDA ULF
 Associate | LIC ID 02152862
 818-468-1762
 aulf@lee-associates.com

MAX NUEVO
 Associate | LIC ID 02152862
 626-345-8634
 mnuevo@lee-associates.com

MASON LAWRENCE
 Associate | LIC ID 02152862
 949-338-9567
 mlawrence@lee-associates.com