

FOR
LEASE

52,775 SF

2611
ISLAND VIEW WAY

VISTA | CA 92081



LEE & ASSOCIATES
COMMERCIAL REAL ESTATE SERVICES

WR WILLIAMS ROTH GROUP
COMMERCIAL REAL ESTATE SERVICES
OUR KNOWLEDGE IS YOUR ADVANTAGE

**RARE FREESTANDING DISTRIBUTION
BUILDING WITH 10 DOCK HIGH POSITIONS**

PROPERTY HIGHLIGHTS

2611



3.5%

Low finish single story office



VARIOUS LOADING AREAS

10 dock high positions



70' TRUCK SCALE

on site



YARD AREA

Offers trailer or outside storage options



DRIVE AROUND ACCESS

Large truck court



FREESTANDING BUILDING

High end corporate image



FRESH DRIVEWAY & LOT

Slurry coat and striping



SECURE SITE

Fully fenced and gated



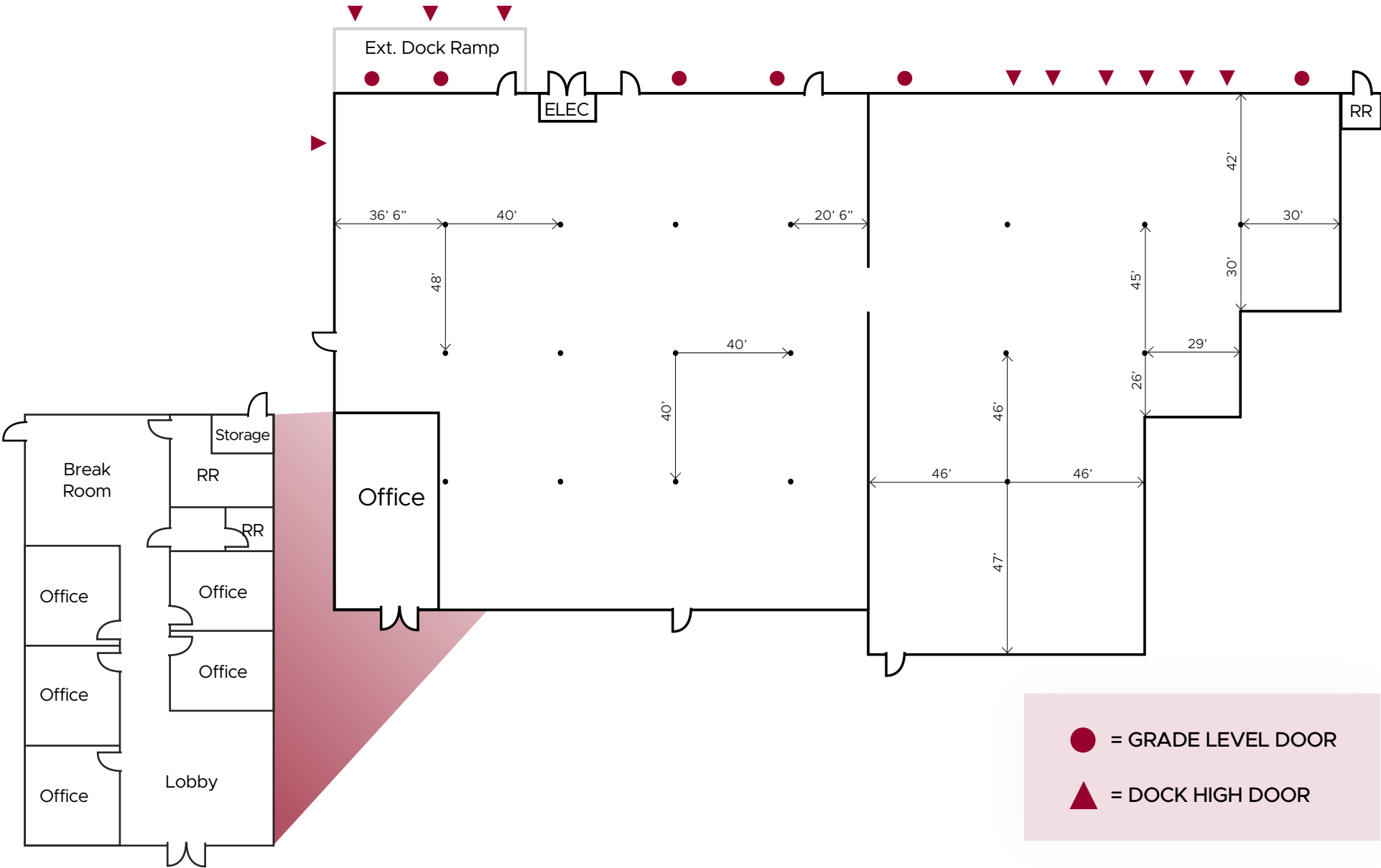
PROPERTY FEATURES

BUILDING SIZE	52,775 SF
OFFICE SIZE	±1,860 SF (3.5%) Single Story
LOT SIZE	5.03 Acres (219,128 SF)
NET COVERAGE	29%
DOCK HIGH LOADING	10 Dock Positions - 6 Dock Loading Doors with Levelers (9' x 10') - 3 Positions to an Exterior Dock Platform - 1 Side Loading Dock Door (9' x 10')
GRADE LEVEL DOORS	6 (12' x 14') Grade Level Doors
CLEAR HEIGHT	27' - 28'
POWER	400 Amps, 120/208 Volt, 3 Phase-4 Wire (Can Upgrade)
PARKING	1.01/1,000 SF (53 spaces)
ZONING	<u>SPI-VBP</u>
NNNS	\$0.13
ASKING RATE	CONTACT BROKER



FLOOR PLAN

2611




PROPERTY PHOTOS

2611



PROPERTY PHOTOS

2611



SITE PLAN



105'

115'

ISLAND VIEW WAY

POINSETTIA AVE

CORPORATE NEIGHBORS

5

carlsbad



amazon

RESER'S
FINE FOODS

TESLA

ups

S Melrose Dr

ALL-ONE!

Poinsettia Ave

amazon

ACCUTEK
Packaging Equipment Corporation, Inc.

leidos

Lionshead Ave

NAL

DR. BRONNER'S
NATURAL ALTERNATIVES
International, Inc.

Watkins Wellness

US
FOODS

BACHEM

HARO

GRANITE

Business Park Drive

UNITED STATES
POSTAL SERVICE

dp



2611 ISLAND VIEW WAY

BELCHING
BEAVER

GREAT WESTERN MALT
THE HEART OF YOUR CRAFT

SI
SHOW IMAGING

DATRON

J.B. HUNT

EarthLite

JW
JELD-WEN
WINDOWS & DOORS

Quadra

Joshua Way


Sycamore Ave

vista

NEARBY RETAIL & AMENITIES



Vista



POPULATION

98,344



CORPORATE & LOCAL
BUSINESSES

±10,000



MEDIAN HOUSEHOLD
INCOME

\$93,329



MULTI-INDUSTRY
JOB FORCE

48,000+

california's craft beer capital

MOST CRAFT BREWERIES PER
CAPITA OF ANY CALIFORNIA CITY

18

Breweries



1

Meadery



2

Wineries



vista's local industries

Manufacturing
warehousing
logistics
action sports

Life sciences
maritime
active lifestyle
information technology



breweries



1. DOGLEG
2. CARLSBAD BREWING
3. AZTEC
4. BURGEON
5. CULVER
6. BOOZE BROS
7. BELCHING BEAVER PUB 980
8. PURE PROJECT
9. FIVE SUITS
10. CRAFT COAST

attractions



1. OCEANSIDE PIER & HARBOR
2. CARLSBAD STATE BEACH
3. CARLSBAD CAMPGROUND
4. CINEPOLIS THEATRES
5. LEGOLAND
6. CARLSBAD FLOWER FIELDS & PREMIUM OUTLETS
7. LEUCADIA STATE BEACH
8. MCCLELLAN-PALOMAR AIRPORT
9. LAKE SAN MARCOS
10. AVIARA GOLF CLUB
11. LA COSTA RESORT AND GOLF
12. BRESSI RANCH



2611

ISLAND VIEW WAY

VISTA | CA 92081

Rusty Williams, SIOR
(760) 448-2453
rwilliams@lee-associates.com
CAL DRE Lic#01390702

Chris Roth, SIOR
(760) 448-2448
croth@lee-associates.com
CAL DRE Lic#01789067

Jake Rubendall, SIOR
(760) 448-1369
jrubendall@lee-associates.com
CAL DRE Lic#02037365



Lee & Associates Commercial Real Estate Services, Inc. - NSDC | 1902 Wright Place, Suite 180, Carlsbad, CA 92008 | P: (760) 929-9700 | F: (760) 929-9977 | ID# 01096996

No warranty or representation is made to the accuracy of the foregoing transaction. Terms of sale or lease and availability are subject to change or withdraw without notice.