



BROKERAGE TEAM



GREG MILOPOULOS

Principal

M: 954.558.1220

gmilopoulos@lee-associates.com



CHRISTIAN BAENA

Vice President

M: 954.682.4030

cbaena@lee-associates.com

TEAM RESOURCES

Sheena Sabatier

Marketing Director

O: 305.235.1500 x1001

ssabatier@lee-associates.com

Tatiana Castaneda

Senior Marketing Coordinator

O: 305.235.1500 x1000

tcastaneda@lee-associates.com

INDUSTRIAL SERVICES



INVESTMENT SALES

Working with property owners to assist in maximizing real estate values during acquisitions and dispositions through a variation of tactics.



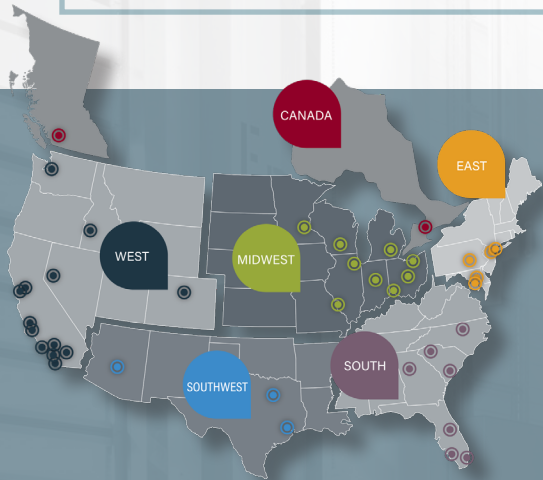
STRATEGIC CONSULTING

Team services include but not limited to real estate analysis for valuations, construction consulting, National account representation and asset repositioning.



TENANT REPRESENTATION

We handle site selections, relocations, renewals, lease restructures, and dispositions. We provide world-class value added real estate services that meets our client's changing needs.



Nationwide INDUSTRIALEE

Industrial owners and users are faced with new challenges every day, including changing regulations, international competition, new technologies and a shortage of efficient, cost-effective space. Our experienced industrial professionals are specialists in their local marketplaces who can help you with your property requirements and optimize the operation of your business.

\$15+
BILLION

2021 **INDUSTRIAL**
TRANSACTIONS

1-IN-7
LEE AGENTS ARE AN
SIOR

279+
MILLION SF

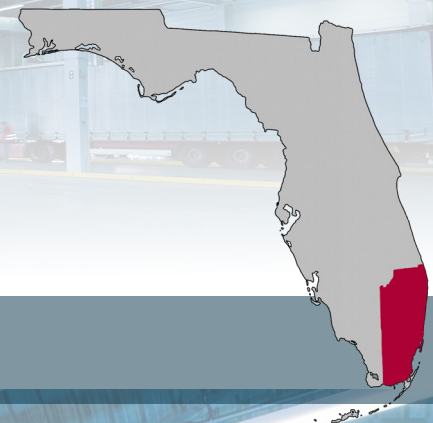
2021 **INDUSTRIAL**
TRANSACTIONS

12%

OF ALL **INDUSTRIAL**
TRANSACTIONS
INVOLVED A
LEE AGENT

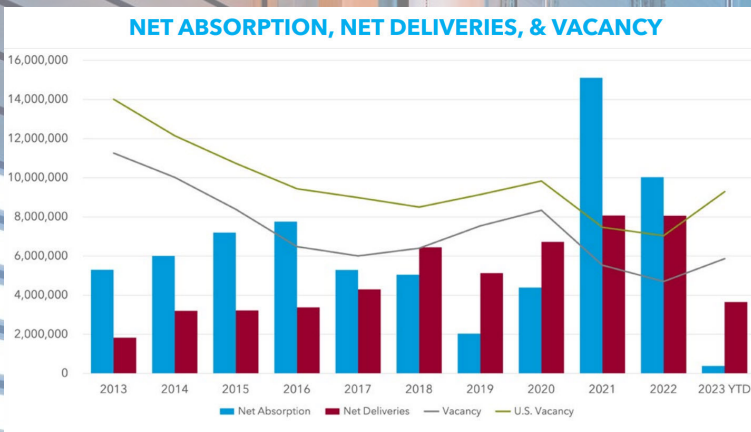
636

NATIONAL NETWORK
OF **INDUSTRIAL**
LEE AGENTS



SOUTH FLORIDA Industrial Market

MARKET INDICATORS	Q3 2023	Q2 2023	Q1 2023	Q4 2022	Q3 2022
▼ 12 Mo. Net Absorption SF	3,417,242	6,462,143	8,813,866	10,026,140	11,672,538
▲ Vacancy Rate	2.7%	2.4%	2.2%	2.3%	2.4%
▲ Avg NNN Asking Rate PSF	\$16.83	\$16.05	\$15.46	\$14.34	\$13.35
▲ SF Under Construction	13,210,270	13,129,337	13,064,277	11,825,330	11,182,487
▲ Inventory SF	480,676,748	480,073,171	478,466,327	477,032,006	475,148,989



BROWARD LEASE RATES

2023 Q3

**\$13.21 SF/yr
NNN
AVERAGE
LEASE RATE**

BROWARD SALE PRICES

2023 Q3

**\$211 PSF
AVERAGE
SALE PRICE**

SUPPLY CHAIN & LOGISTICS

Strategically locating your facilities in relation to your suppliers, distribution centers, ports - and ultimately your customers - is a critical step to gaining control over ever-growing transportation costs. To assist you, Lee & Associates offers dedicated supply chain & logistics specialty practice group.

Our approach is consultative. We begin with the successful formula your suppliers and customers have come to depend on. Lee & Associates Supply Chain Logistics Group will build off of it by coordinating the myriad services that make it function. From internal service analytics to developing rationales for your network of facilities, our seasoned supply chain consultants will benchmark your operation and develop critical productivity recommendations. These will allow you to keep a finger on the pulse of the activities that have a direct bearing on your bottom line.

