



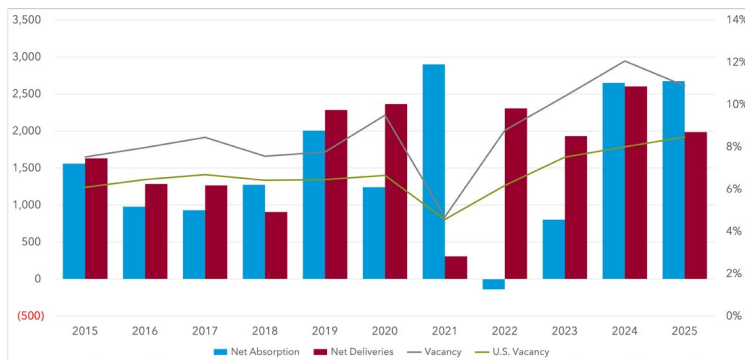
MULTIFAMILY MARKET OVERVIEW

RUSSELL STEWART, SIOR, J.D., *Vice President, Principal*

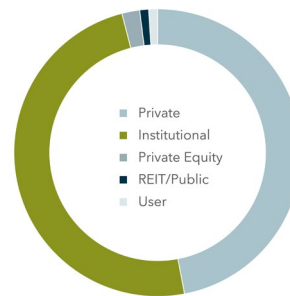
Durham's multifamily market held steady in Q4 2025, with net absorption at 2,674 units and vacancy ticking up to 10.9%. Asking rents declined modestly to \$1,533 per unit, while sale prices eased to \$215,200. Cap rates inched higher to 5.57%, suggesting a slight shift in investor expectations. The construction pipeline shrank again to 3,536 units, down significantly from mid-year levels, while total inventory rose to 64,623 units. Following several quarters of strong absorption, the market is showing signs of recalibration, with softer rent growth and moderated pricing met by tighter development activity.

MARKET INDICATORS	Q4 2025	Q3 2025	Q2 2025	Q1 2025	Q4 2024
▼ 12 Mo. Absorption Units	2,674	2,777	3,019	3,066	2,652
▲ Vacancy Rate	10.9%	10.8%	12.0%	12.3%	12.1%
▼ Asking Rent/Unit	\$1,533	\$1,548	\$1,575	\$1,547	\$1,533
▼ Sale Price/Unit	\$215,200	\$219,019	\$216,240	\$214,256	\$212,127
▼ Cap Rate	5.57%	5.52%	5.50%	5.53%	5.14%
▼ Under Construction Units	3,536	4,785	6,485	8,493	7,288
▲ Inventory Units	64,623	64,560	63,885	63,806	63,027

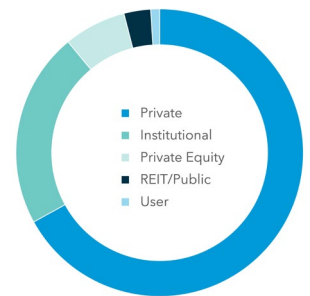
NET ABSORPTION, NET DELIVERIES, & VACANCY



SALE BY BUYER TYPE



SALE BY SELLER TYPE



**'Sale by Buyer' and 'Sale by Seller' Data is comprised of data from the previous 12 months.

TOP SALE TRANSACTIONS	SALE PRICE	NUMBER OF UNITS	BUYER / SELLER
100 Cascade Falls Ln/Falls Pointe at the Park, Durham, NC*	\$46,500,000 \$149,038 Per Unit	312	Dominium Fairfield Residential
4801 Danube Ln - Magnolia Pointe* Durham, NC	\$83,570,000 \$314,173 Per Unit	266	Dominium Fairfield Residential
209 Spaniel Dr - Avalon Townhome Collection Brier Crk, Morrisville, NC	\$36,500,000 \$392,473 Per Unit	93	AvalonBay Communities, Inc. Quinn Residences

*Part of a Portfolio Sale

TOP SELLERS (PAST 12 MONTHS)	SALES VOLUME	TOP BUYERS (PAST 12 MONTHS)	SALES VOLUME
Blackstone, Inc.	\$325,009,525	Blackstone, Inc.	\$298,184,525
Duck Pond Realty Management	\$278,292,000	Harbor Group International	\$230,937,000
Blue Heron Asset Management LLC	\$200,200,000	Friedlam Partners	\$210,000,000
Dasmen Residential LLC	\$198,387,000	Braddock & Logan	\$191,050,000
Bell Partners, Inc.	\$160,600,000	The Connor Group	\$183,000,000

The information and details contained herein have been obtained from third-party sources believed to be reliable, however, Lee & Associates has not independently verified its accuracy. Lee & Associates makes no representations, guarantees, or express or implied warranties of any kind regarding the accuracy or completeness of the information and details provided herein, including but not limited to, the implied warranty of suitability and fitness for a particular purpose. Interested parties should perform their own due diligence regarding the accuracy of the information.

The information provided herein, including any sale or lease terms, is being provided subject to errors, omissions, changes of price or conditions, prior sale or lease, and withdrawal without notice. Third-party data sources: CoStar Group, Inc., The Economist, U.S. Bureau of Economic Analysis, U.S. Bureau of Labor Statistics, Congressional Budget Office, European Central Bank, GlobeSt.com, CoStar Property, and Lee & Associates Proprietary Data. ©

© Copyright 2025 Lee & Associates all rights reserved. Third-party Image sources: sorbis/shutterstock.com, shutterstock.com, pixabay.com, istock.com